


# **My Malala**

# **Yousafzai Lapbook**



# Title Strips

Malala

Yousafzai

Color Malala Yousafzai in.  
Cut her out and glue on  
to your Lapbook



# Pocket Strips:

Cut these out for your FUN FACTS Pocket. On the back of each one write if it is a TRUE fact or False. Put it in the correct pocket when you are done.

Both of Malala's parents were teachers

She was the youngest person to get the Nobel Peace Prize

Her name, Malala, means cornflower

She was shot in the head for talking about how girls should go to school



She wanted to be a nurse

She won a Grammy Award

Her motto is "Books not Bullets"

# Pocket:

Cut these out, fold over the tabs, and glue to your lapbook



# Acrostic Poem

S

---

C

---

H

---

O

---

O

---

L

---

# Foldable #1:

PUT GLUE HERE		
		Education
		Activist
		Taliban

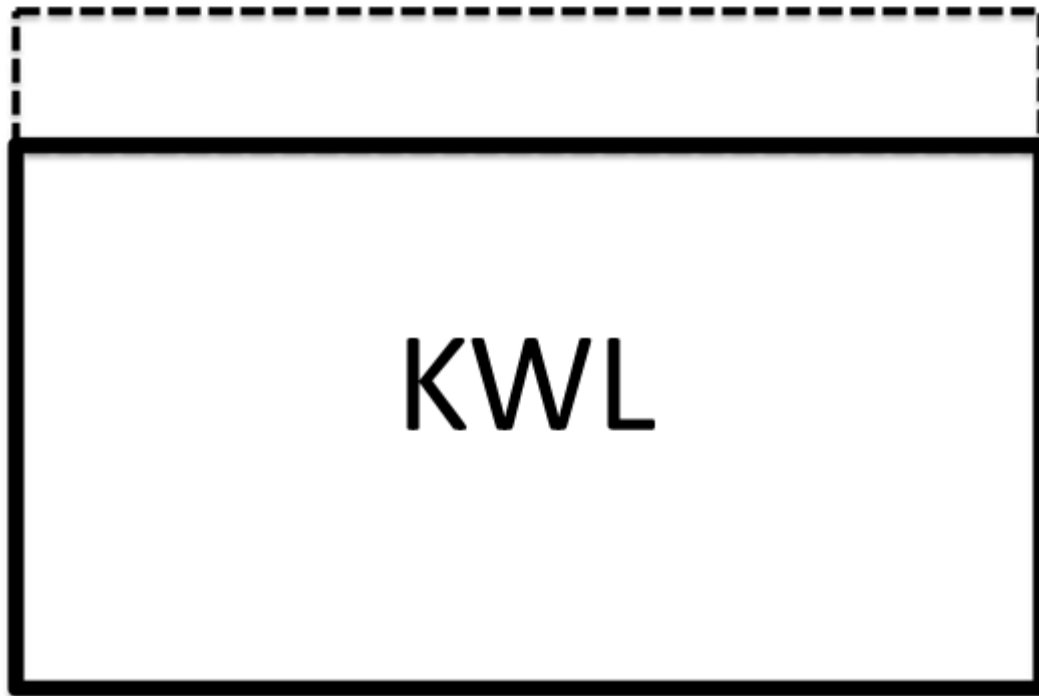
Write down the definitions  
Cut both sections out  
Glue them on

Add some of Malala's awards to  
Your Lapbook: Cut and Paste them on





# Build a KWL Flip Book



1. Cut out all 4 sections of your
2. KWL booklet
3. Layer them on top of each other with the smallest one on the top and the largest one on the bottom
4. Staple or glue them together at the fold
5. Glue them on your lapbook
6. Fill them out as you go through the unit

# Build a KWL Flip Book

What I Know

What do you already know about Malala Yousafzai? Write that information in the block

# Build a KWL Flip Book

What I WANT to know

What do you WANT to know about Malala Yousafzai?

# Build a KWL Flip Book

What I Learned

What do you learn about Malala?