

How to create your lapbook:

Supplies Needed:

- File Folder
- Crayons, Markers
or Colored Pencils

- Glue
- Scissors

Lapbook Cover

To create the cover of the lapbook, color each item on the page. When finished, cut each item out and glue to desired spot on the front flaps of the lapbook.

Vocabulary Words

Cut out the "Vocabulary Words" square. Cut the lines with the word 'cut' beside them. Fold on the dotted lines. Glue the folded areas and put in desired area in lapbook. Cut out the vocabulary cards and put them in the "Vocabulary Words" pocket.

Labeling Circles

Cut out each circle (with the blank label area on top) with the pictures of each step of the life cycle. Label and glue them in the correct order on one side of the lapbook.

Blank Life Cycle

Cut out the square with the blank life cycle and glue it in the desired area in the center of the lapbook. Have your students draw the life cycle steps in each circle in the correct order.



Stages 1-4 Square

Cut out the square with the Stages 1-4. Glue it to the lapbook. Then, color and cut out the individual squares with each step of the life cycle. Glue them in the correct order from Stage 1 to Stage 4.


Tracing Words Flapbook

Cut out each page of the tracing words flapbook. Glue them together in the correct order using the top line as a guide to put the glue. Have your students trace the word(s) on each page and say them aloud.

My Cow Life Cycle Lapbook



Color the artwork and read each stage of the life cycle. Fold on the dotted lines to create an accordion booklet. Glue stage 1 on the lapbook.




Stage 1

A cow is pregnant for about 9 months. Calfs are born in any season (spring, summer, autumn, winter).




Stage 2

When a calf is born the mother licks it clean. It can stand up when it's 1/2 an hour to 1 hour old. The calf drinks its mothers milk right away.



Stage 3

When the calf is about 3 weeks old it will start to eat grass, hay and pellets as well as milk.






Stage 4

Older cows just eat grass and hay. The life span of a cow is about 12 years but it can sometimes be longer.




Life Cycle of a **COW**

Have students cut out, color, glue and label each in their lapbook.




STAGE 1	STAGE 2	STAGE 3	STAGE 4


Cut the bar above with Stages 1- 4 and the boxes below. Glue the bar with boxes Stages 1-4 in the lapbook. Students cut the life cycle boxes below and paste them in the correct order on their lapbook in the boxes above.




The Life Cycle of a Cow




pregnant



newborn

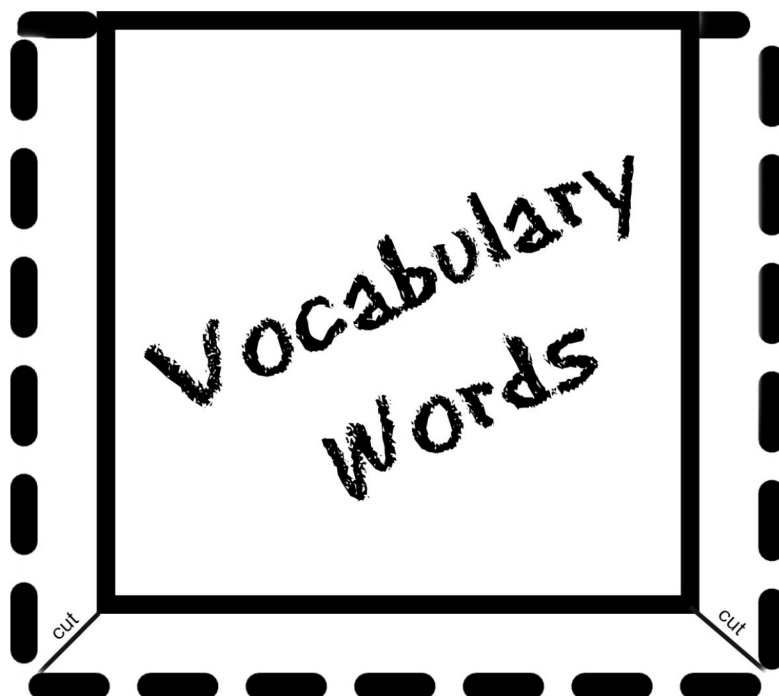
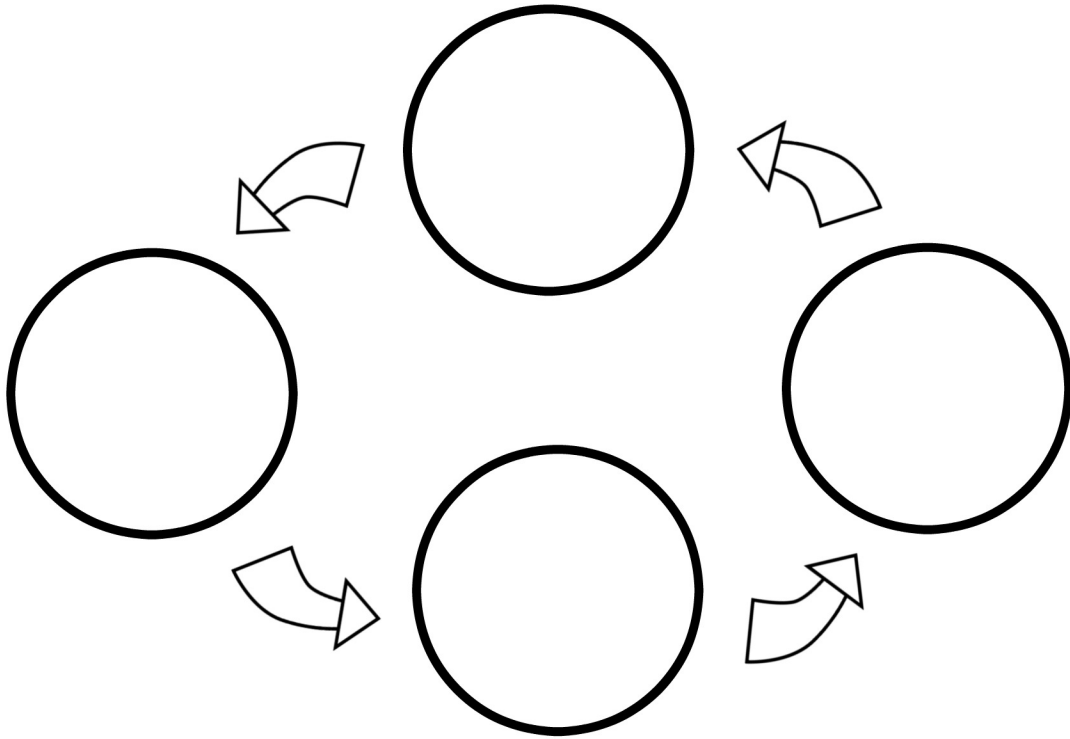


calf



cow

Draw the stages of the life cycle.



Vocabulary Cards

clean

free from dirt, marks, or stains.

pregnant

having a child or young
developing in the uterus.

old

having lived for a long
time; no longer young.

life span

the length of time for which a
person or animal lives or a
thing functions.

Thank you for downloading!

Graphic Credit goes to:

